

ALLEGATO 1



COMUNE DI PISA

PROGETTO DI
FARMACIA COMUNALE
IN VIA BATTELLI



PIANTA COPERTURE SCALA 1:100
PLANIMETRIA SCALA 1:1000

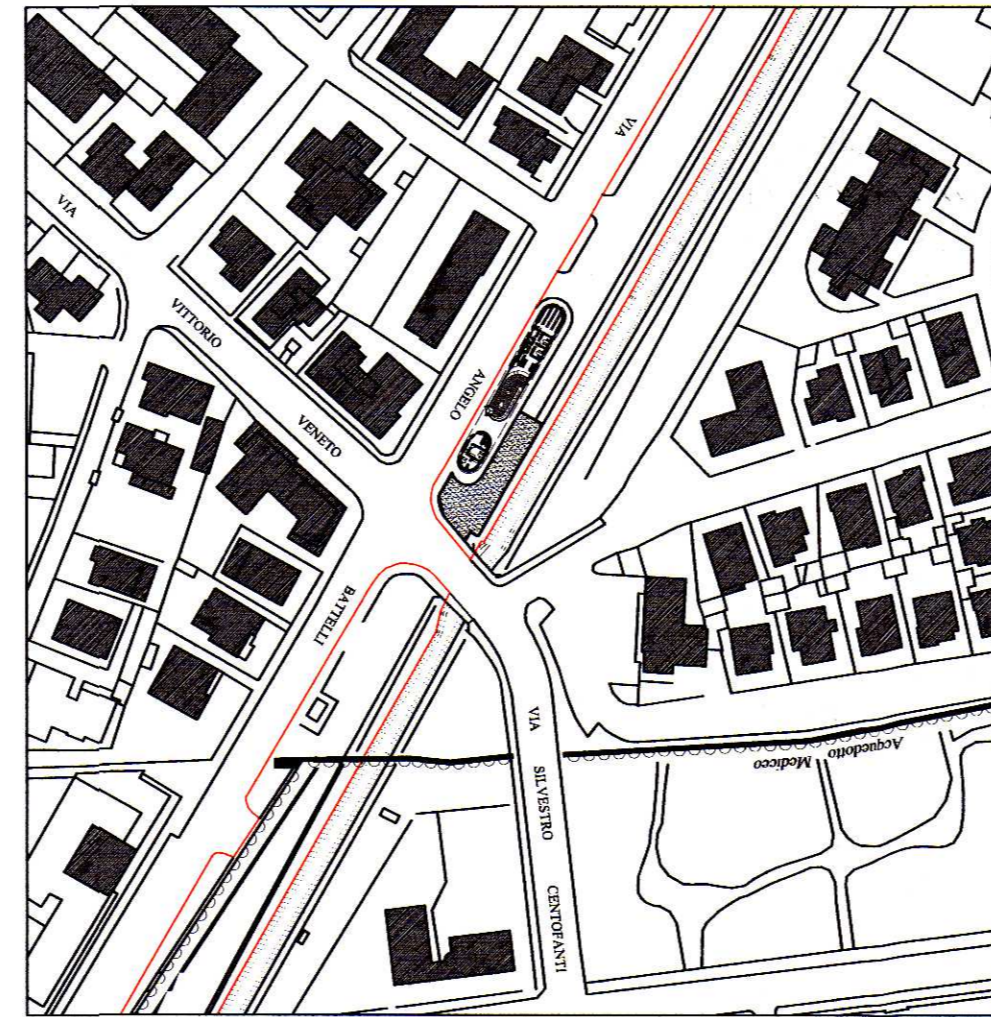
PROGETTO
ARCH. ROBERTO PASQUALETTI

COLLABORATORI

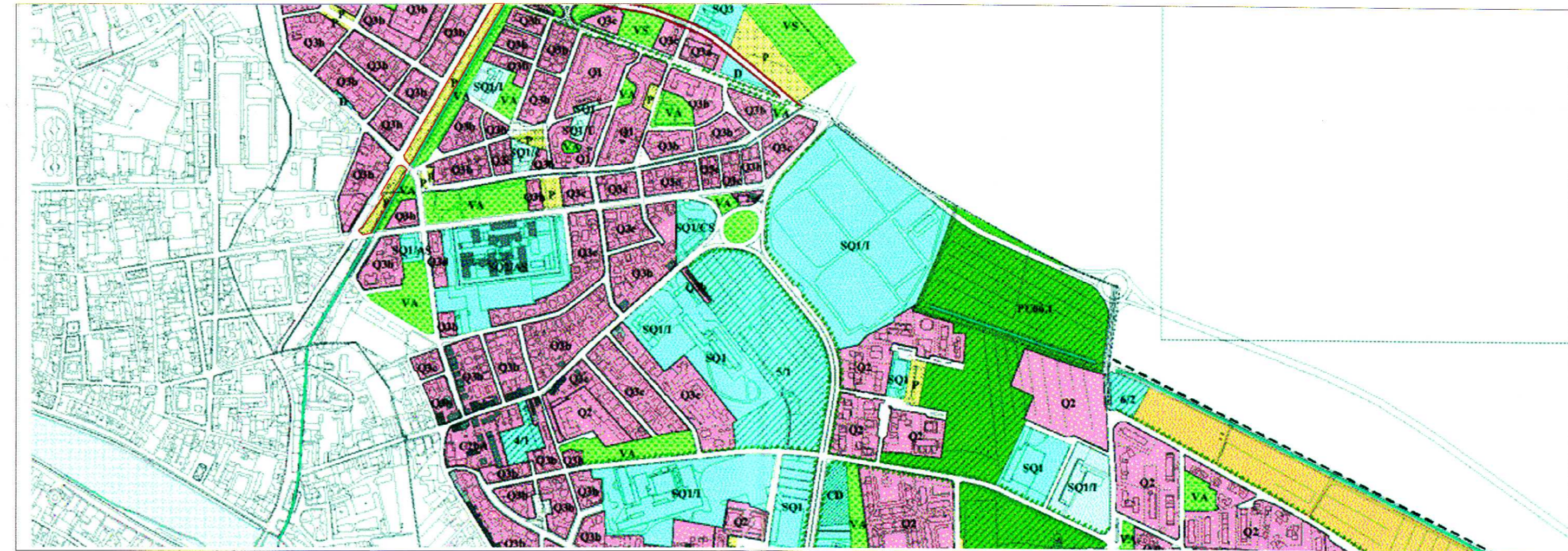
ARCH. MARCO PETRINI
ARCH. SIMONA BAZZANI




Sup. area Parcheggi
10118 mq
Sup. coperta Farmacia
A+B+C
 $(54,74 \times 6,00) + \pi \cdot 3,00^2 / 2 +$
 $\pi \cdot 3,00^2 / 2 = 356,7$ mq
Limite massimo di
indice fondiario di
copertura pari al 2%
202,36 mq



PLANIMETRIA SCALA 1 :1000



ESTRATTO DI P.R.G.



PIANTA DELLE COPERTURE