COMUNE DI PISA

VARIATA DISTRIBUZIONE ZONE
(art. 34 della legge 22/10/1977 n° 865)
ALL' INTERNO DEL PEEP CENTRO DIREZIONALE IN LOCALITÀ CISANELLO
e
PIANO ESECUTIVO D'INTERVENTO

LUCA
PASQUINUCCI
ARCHITETTO
pontedera pisa

DIPARTIMENTO
USO E ASSETTO DEL
TERRITORIO
settore urbanistica P.R.G.

IL FUNZIONARIO DI SETTORE
Dott. Ing. FRANCO FIAMM

9

oggetto: SCHEMI TIPOLOGICI

scala
1:400

elaborato n°
6

DISEGNATORE :

DATA :
nov. 1984

ARCHIVIO :
G 7

EDIFICIO IN LINEA rif. lotto n° 3

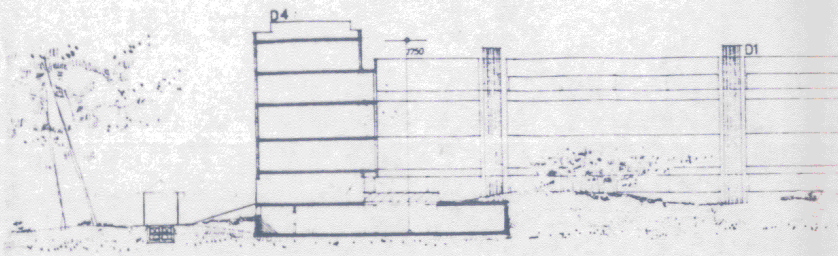

PROFILO-SEZIONI OVEST-EST

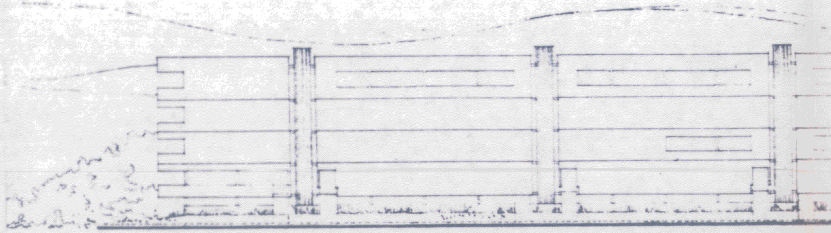

PROFILO ESTERNO

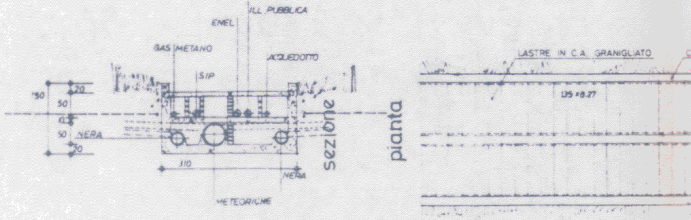
ILL. PUBBLICA
ENEL
GAS METANO
ACQUEDOTTO
SIP
150
20
50
50
NERA
20
310
NERA
METEORICHE
sezione
pianta
LASTRE IN C.A. GRANIGLIATO
125 x 0.27

PARTICOLARE CUNICOLO - PERCORSO PEDONALE

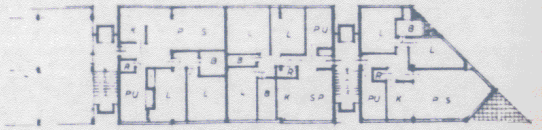

TIPOLOGIA PIANO TIPO

EDIFICIO IN LINEA rif. lotto n° 2

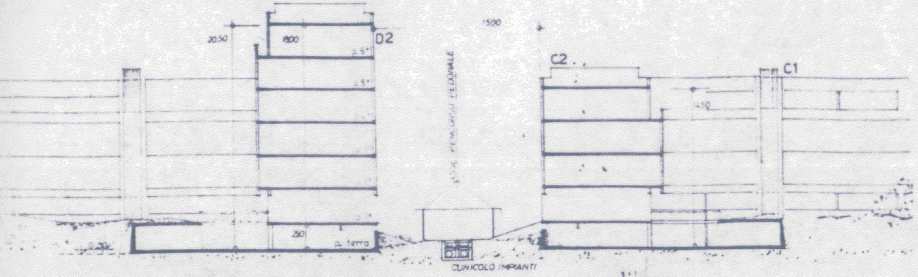
20.50
1800
D2
1500
ASSE PERCORSO PEDONALE
C2
C1
450
250
p. terra
CUNICOLO IMPIANTI

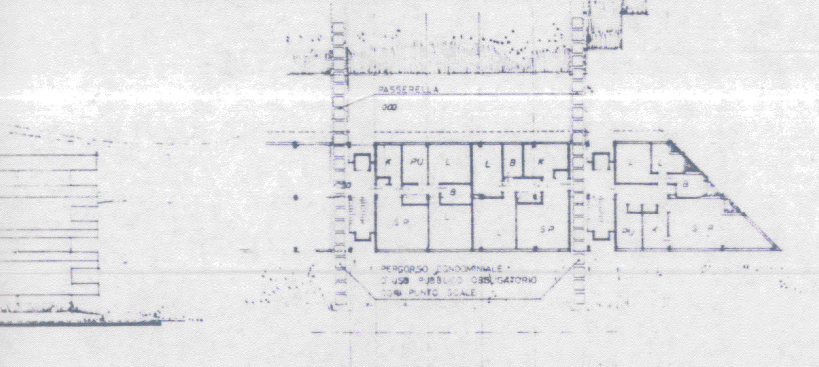
PASSERELLA
300
K
PU
L
B
SP
PERCORSO CONDOMINIALE
D'USO PUBBLICO OBBLIGATORIO
DAI PUNTI SCALE

TIPOLOGIA PIANO PRIMO

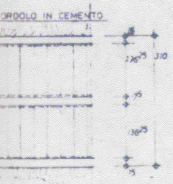
ORDOLO IN CEMENTO

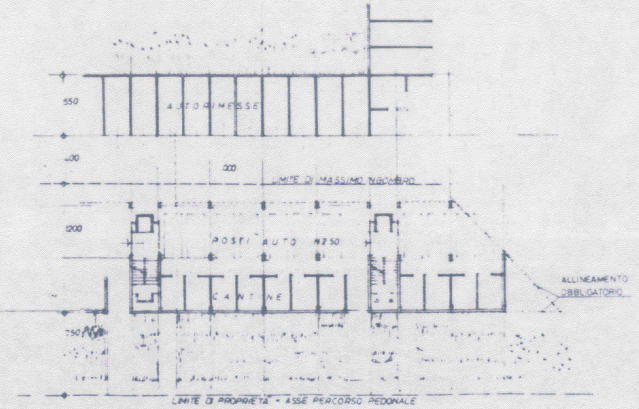
550
AUTORIMESSE
400
300
LIMITE DI MASSIMO INGOMBRO
1200
POSTI AUTO N.250
CANTINE
ALLINEAMENTO
OBBLIGATORIO
250
LIMITE DI PROPRIETÀ - ASSE PERCORSO PEDONALE

TIPOLOGIA PIANO TERRA

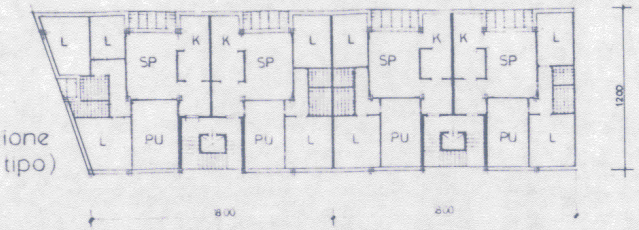
L
K
SP
PU
12.00
8.00

1° soluzione
(piano tipo)

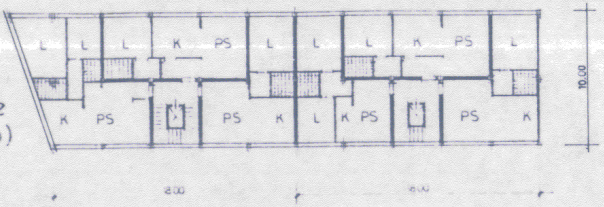
L
K
PS
10.00
8.00

2° soluzione
(piano tipo)

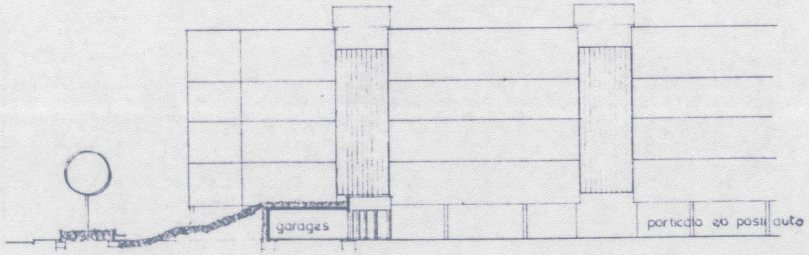
garages
porticato 20 posti auto

prospetto

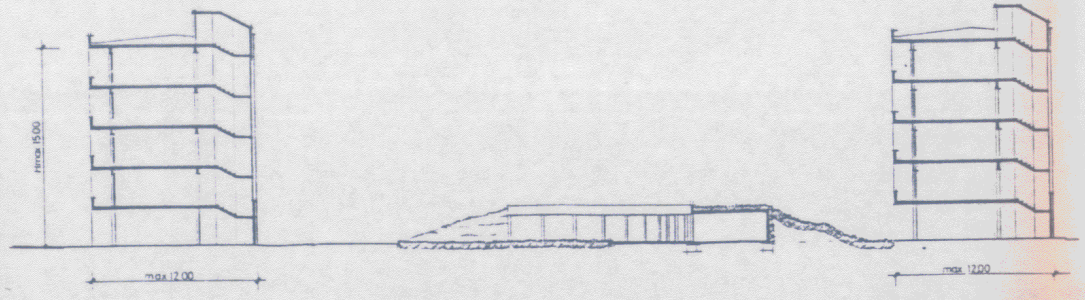
max 15.00
max 12.00
max 12.00

sezione

EDIFICIO A TORRE rif. lotto n° 14

PER UFFICI E SERVIZI GENERALI

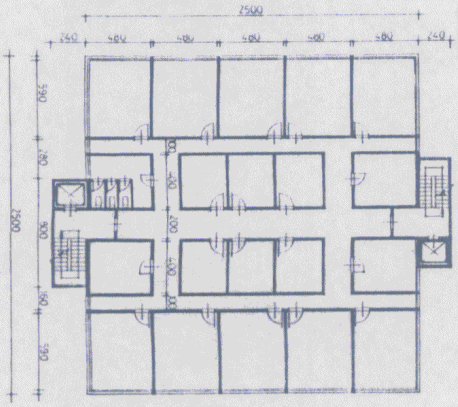
2500
240
480
480
480
480
480
240
590
280
900
160
590
400
200
400

SOLUZIONE "C,,

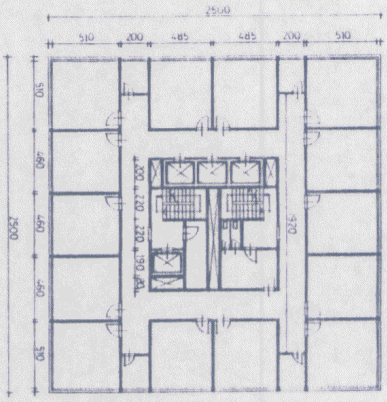
2500
510
200
485
485
200
510
510
460
460
460
510
920
200
220
220
190
80

SOLUZIONE "B,,

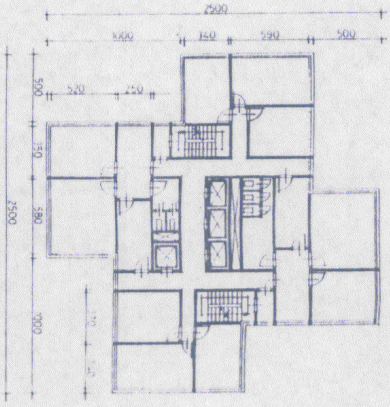
2500
1000
350
580
500
520
250
1000

SOLUZIONE "A,,

EDIFICIO A TORRE rif. lotti n° 1·3·4

PER RESIDENZE

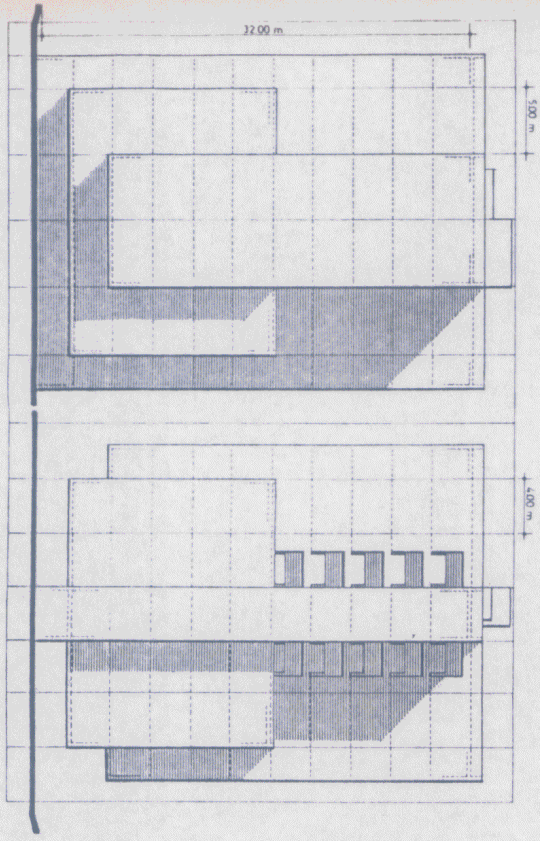
32.00 m
5.00 m
4.00 m

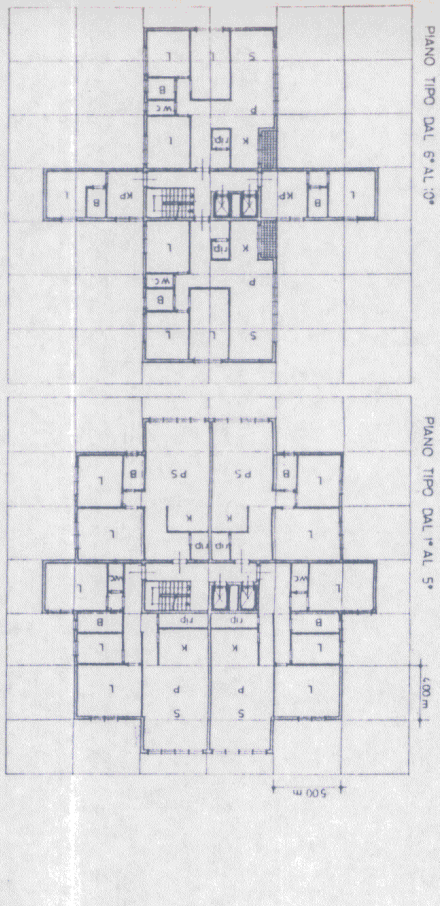
PIANO TIPO DAL 6° AL 10°
PIANO TIPO DAL 1° AL 5°
4.00 m
5.00 m
L
B
WC
S
P
K
KP
PS

SOLUZIONE "A,,

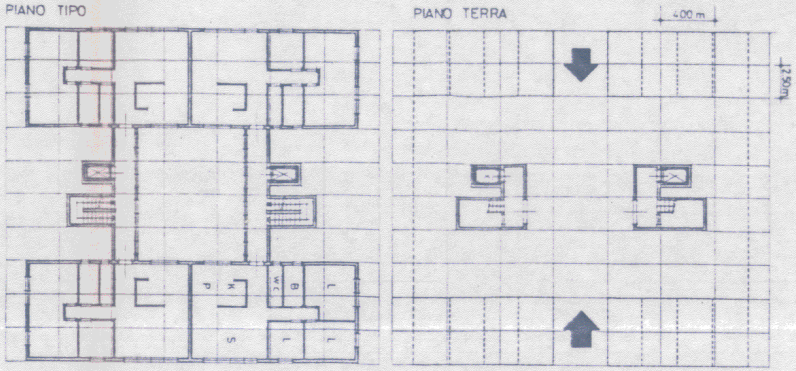
PIANO TIPO
PIANO TERRA
400 m
2.50 m
P
K
WC
B
L
S
L
L

SOLUZIONE "B,,

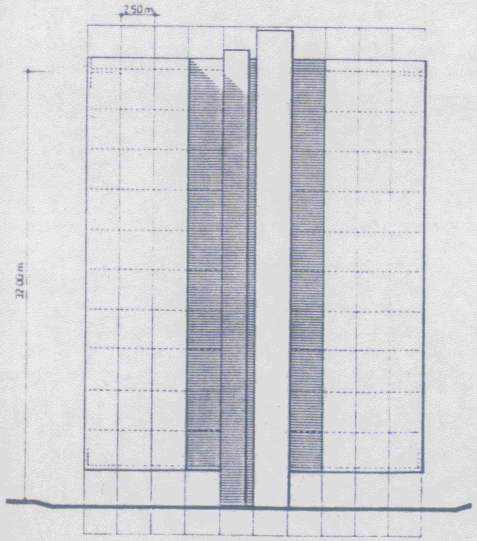

PARTICOLARI COSTRUTTIVI


4.00
5.00
5.00
prospetto
pianta
4.00
PERCORSO COPERTO

PERCORSO COPERTO

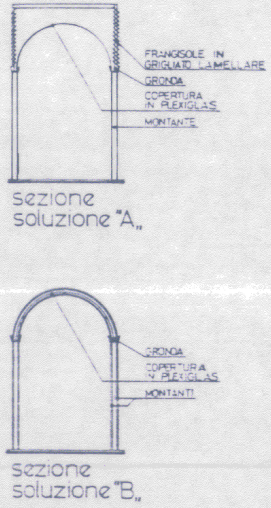
FRANGISOLE IN GRIGLIATO LAMELLARE
GRONDA
COPERTURA IN PLEXIGLAS
MONTANTE
GRONDA
COPERTURA IN PLEXIGLAS
MONTANTI

sezione soluzione "A,,

sezione soluzione "B,,

scala 1:200

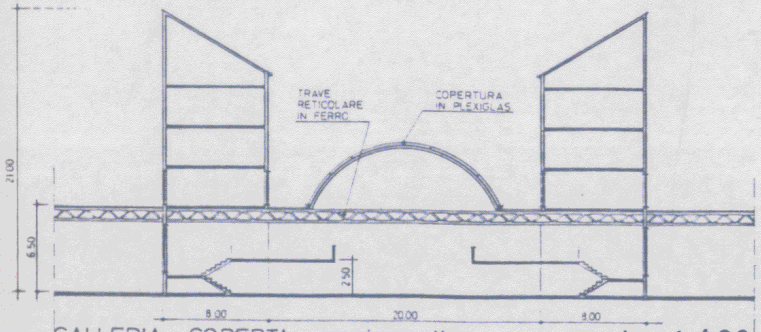
TRAVE RETICOLARE IN FERRO
COPERTURA IN PLEXIGLAS
21.00
6.50
2.50
8.00
20.00
8.00

GALLERIA COPERTA - sezione tipo

scala 1:400

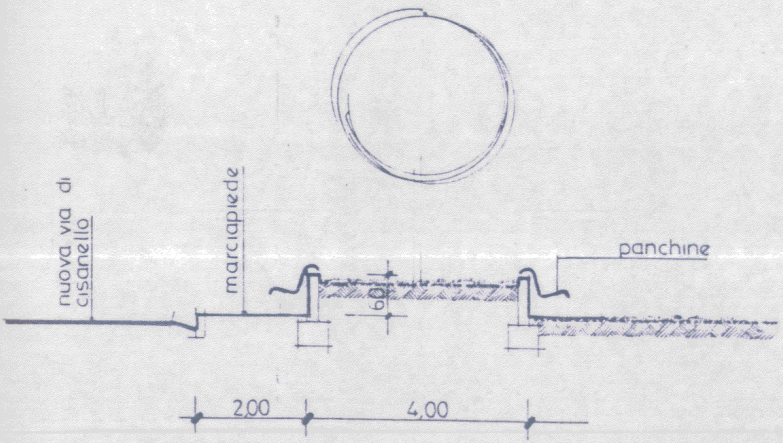
nuova via di cisanello
marciapiede
panchine
60
2,00
4,00

SEZIONE AIUOLA LUNGO LA NUOVA VIA CISANELLO
scala 1:100

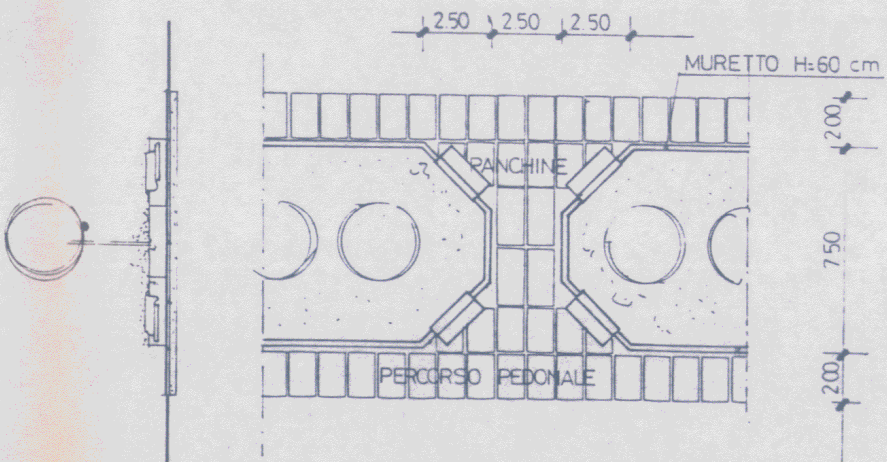
2.50
2.50
2.50
MURETTO H=60 cm
PANCHINE
PERCORSO PEDONALE
2.00
7.50
2.00

AIUOLE E PERCORSI TRA GLI EDIFICI
scala 1:200